



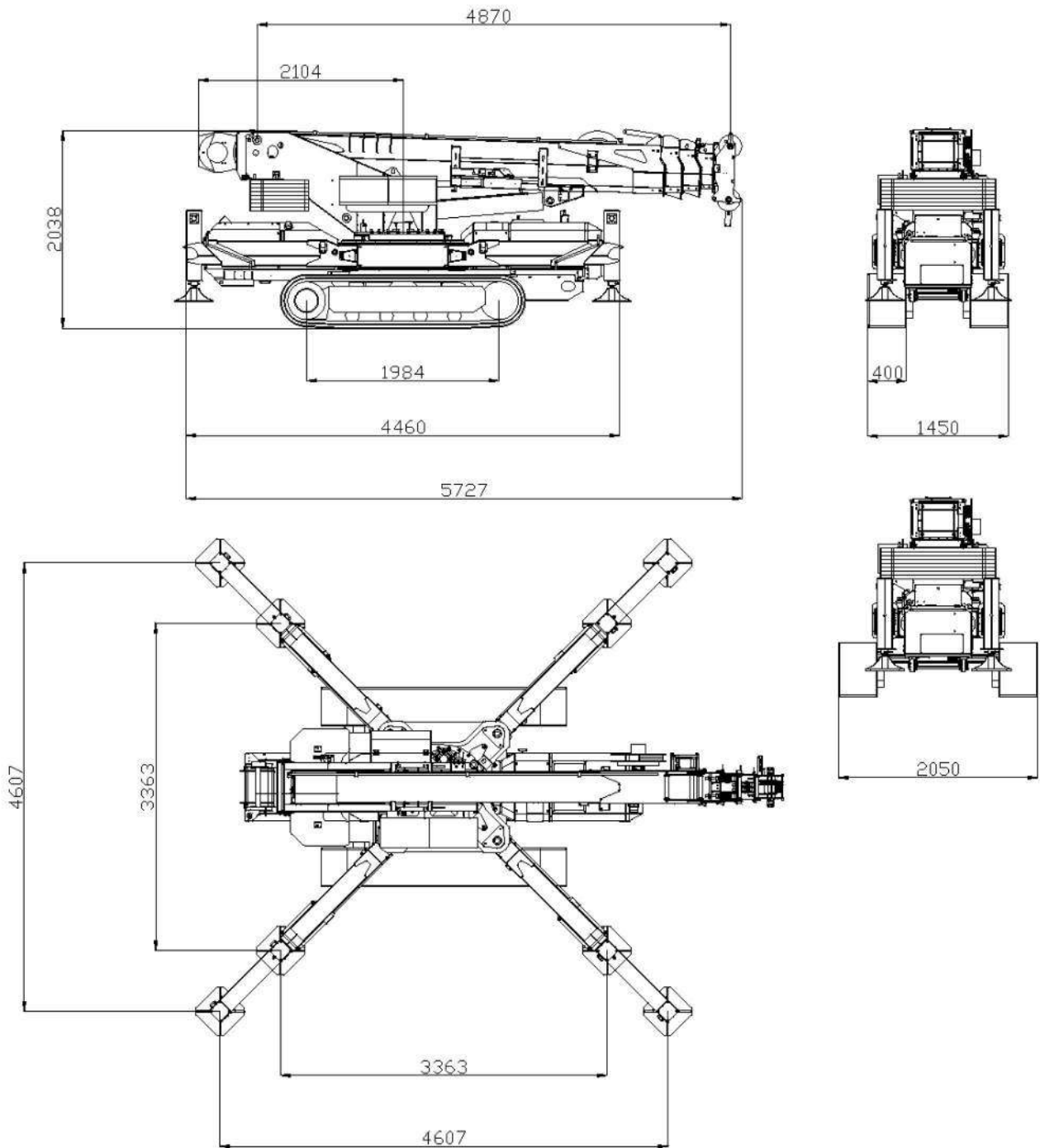
## COMPACTKRAAN SPX 1275CDH



HOCAP  
Lange Hofstedestraat 7  
4116 EX Buren (Gld.)

T 088 - 4000 700  
W [www.hocap.nl](http://www.hocap.nl)  
E [info@hocap.nl](mailto:info@hocap.nl)

# SPX1275CDH - OVERALL DIMENSIONS



		kg
		6800
		1500
	<b>Tot.</b>	<b>8300</b>

	km/h	1,6 / 3,1
	20°	
	kg/cm <sup>2</sup>	0,72
	kg	6800

	0°/75°	
	360°	1,0 rpm
	m	4,9 - 17,7

	ISUZU 3CE1		26,9kW 36,0Hp
			DIESEL
			l 20

## HOIST PERFORMANCE

Layer	Max Line Pull	Normal Line Speed	High Line Speed
	kg	m/min	m/min
1	2072	46.4	83.5
2	1893	50.7	91.4
3	1743	55.1	99.3
4	1615	59.5	107.2
5	1504	63.8	115.1

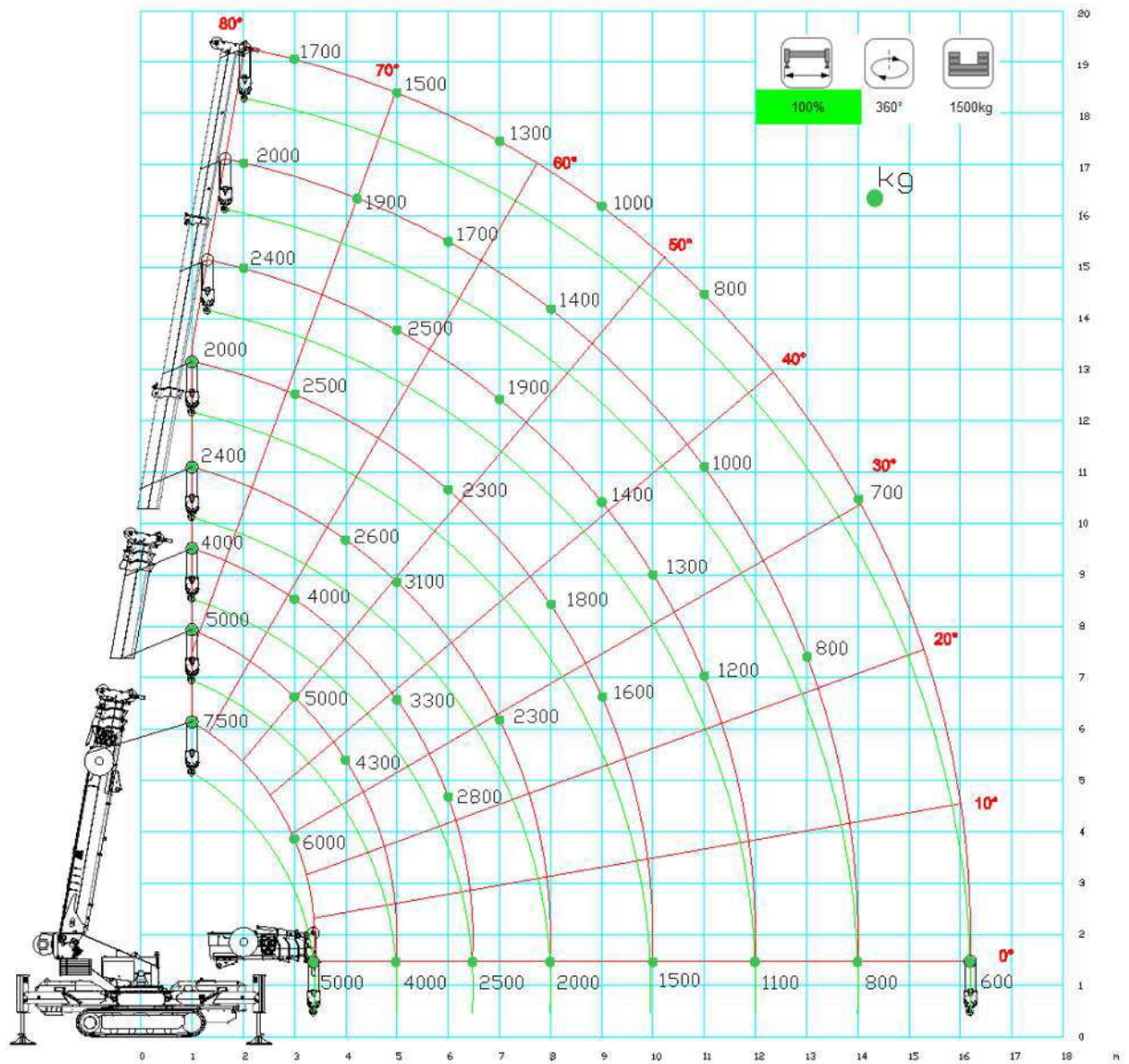
(\*) 1500kg LMI limited

Wire Rope	Diameter	Tot. Length	Max Load
	mm	m	kg
right lang lay	10	125	9480






## HOOK BLOCK

LOAD	No. of	
	Sheaves	Lines
7500	3	6
7500	2	5
6000	2	4
4500	1	3
3000	1	2
1500	-	1






# SPX1275CDH – MAIN BOOM










[m] [kg]													
		100%	360°	1500kg									
	4,9	5,5	6,5	8,0	8,1	8,5	9,5	10,5	11,5	13,5	14,5	16,5	17,7
1,0	7500	6500	5000	4000	3700	3500	3200						
2,0	7500	6500	5000	4000	3700	3400	3200	3000	2800	2500	2300		
3,0	6000	5600	5000	4000	3600	3300	3000	2800	2600	2400	2300	1800	1700
3,4	5000	4900	4600	4000	3500	3300	3000	2800	2600	2400	2300	1800	1700
4,0		4800	4300	4000	3400	3200	2900	2700	2600	2300	2300	1800	1700
5,0			4000	3300	3100	3100	2800	2600	2500	2200	2100	1700	1500
6,0				2800	2700	2700	2600	2400	2300	2000	1800	1600	1400
6,5				2500	2500	2500	2400	2200	2100	1900	1700	1500	1300
6,6					2500	2500	2400	2200	2100	1900	1700	1500	1300
7,0						2400	2300	2200	2100	1900	1700	1400	1300
8,0							2000	1900	1800	1600	1500	1300	1200
9,0								1700	1600	1400	1300	1100	1000
10,0									1500	1300	1200	1000	900
11,0										1200	1100	800	800
12,0										1100	1000	800	700
13,0											900	700	700
14,0												700	700
15,0												700	600
16,2													600
<b>I° SECTION</b>					<b>CHAIN SECTION</b>								

SPX1275.04.02.000.106.15.A



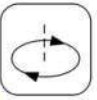
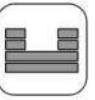

[m] [kg]													
		50%		360°	1500kg								
	4,9	5,5	6,5	8,0	8,1	8,5	9,5	10,5	11,5	13,5	14,5	16,5	17,7
1,0	7500	6500	5000	4000	3700	3500	3200						
2,0	7500	6500	5000	4000	3700	3400	3200	3000	2800	2500	2300		
3,0	4200	4000	3600	3000	2800	2700	2600	2500	2400	2200	2000	1500	1400
3,4	3700	3600	3200	2700	2500	2300	2100	2000	1900	1700	1700	1300	1200
4,0		3200	2800	2600	2400	2200	2000	1800	1700	1600	1500	1200	1100
5,0			2500	2000	1800	1800	1800	1700	1600	1500	1400	1000	900
6,0				1800	1700	1700	1700	1600	1400	1300	1200	1000	900
6,5				1700	1600	1600	1600	1500	1400	1200	1100	900	800
6,6					1600	1600	1600	1500	1400	1200	1100	900	800
7,0						1500	1500	1400	1400	1200	1100	900	800
8,0							1200	1200	1200	1100	1000	800	800
9,0								1000	1000	900	900	700	600
10,0									800	800	700	600	500
11,0										700	700	400	400
12,0										600	600	400	400
13,0											500	400	400
14,0												350	300
15,0												350	300
16,2													300

SPX 275.04.01000.106.15.A






[m] [kg]																	
		100%	360°	0kg	4,9	5,5	6,5	8,0	8,1	8,5	9,5	10,5	11,5	13,5	14,5	16,5	17,7
1,0	7500	6000	5000	4000	3700	3500	3200										
2,0	7500	6000	5000	4000	3700	3400	3200	3000	2800	2500	2300						
3,0	4800	4500	3800	3800	3500	3200	2900	2700	2500	2300	2200	1700	1600				
3,4	4000	3900	3800	3700	3300	3000	2800	2600	2400	2200	2100	1600	1500				
4,0		3800	3400	3000	2800	2600	2500	2400	2300	2200	2100	1600	1500				
5,0			3000	2900	2500	2500	2300	2200	2200	2200	2000	1500	1300				
6,0				2200	2200	2200	2200	2100	2000	1800	1600	1400	1200				
6,5				2100	2000	2000	1900	1700	1700	1500	1300	1100	900				
6,6					2000	2000	1900	1700	1700	1500	1300	1000	900				
7,0						1700	1700	1600	1500	1400	1200	900	800				
8,0									1300	1300	1200	1100	1000	800	800		
9,0										1100	1000	900	900	800	700		
10,0											900	800	800	700	600		
11,0												700	600	500	500		
12,0													600	600	500	400	
13,0														500	400	400	
14,0															400	300	
15,0																400	300
16,2																	300

SPX1275.00.02.000.106.15.A


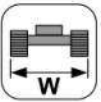





[m] [kg]												
		50%	360°	0kg								
	4,9	5,5	6,5	7,5	8,0	8,1	8,5	9,5	10,5	11,5	12,5	13,5
1,0	7500	6000	5000	4300	4000	3700	3500	3200				
2,0	7500	6000	5000	4300	4000	3700	3400	3200	3000	2600	2400	2400
3,0	3800	3600	3200	3000	2800	2600	2400	2200	2000	1800	1700	1700
3,4	3000	3000	2900	2600	2500	2400	2200	2000	1800	1600	1400	1400
4,0		2400	2300	2200	2200	2000	1800	1600	1400	1300	1200	1200
5,0			1700	1600	1600	1500	1500	1500	1400	1300	1200	1200
6,0				1200	1200	1200	1100	1100	1100	1000	1000	1000
6,5					1100	1100	1100	1100	1000	1000	1000	900
6,6						1000	1000	1000	900	900	900	800
7,0							900	900	800	800	700	700
8,0								700	700	600	600	500
9,0									600	500	500	500
10,0										500	500	400
11,0											400	400
12,0												300

SPX1275.00.01000.106.15.A

[m] [kg]					
	2050		360°	1500kg	
	4,9	6,0	7,0	8,0	8,5
2,0	2000	2000	2000	1000	500
3,0	1500	1500	1300	750	450
4,0		900	650	550	350
5,0			500	350	200
6,0				300	200
7,0					150

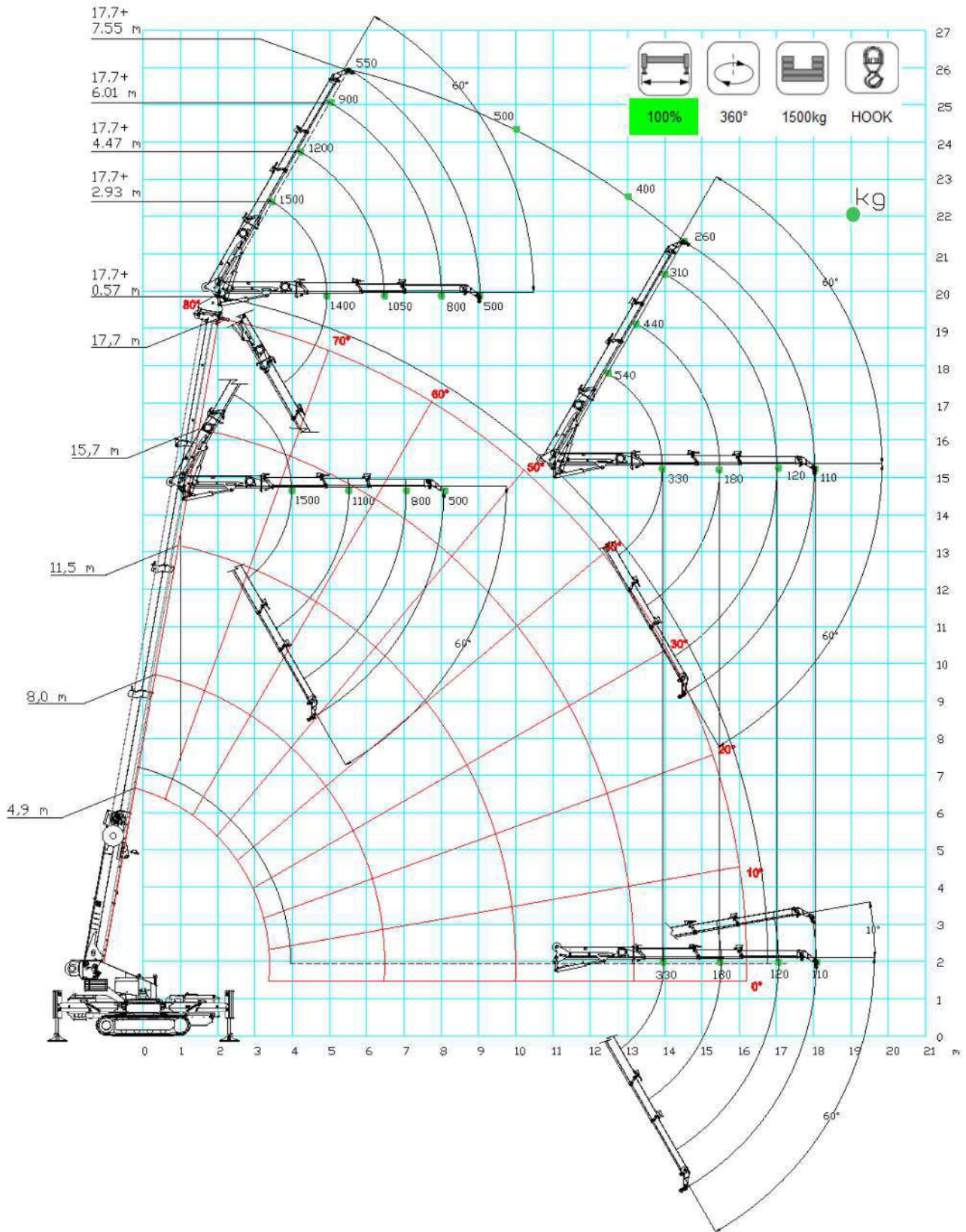
SPX1275.04.04.000.106.15.A

[m] [kg]					
	1450		0°	1500kg	
	4,9	6,0	7,0	8,0	8,5
2,0	2000	2000	2000	1000	500
3,0	1500	1500	1300	750	450
4,0		900	650	550	350
5,0			500	350	200
6,0				300	200
7,0					150

SPX1275.04.03.000.106.15.A

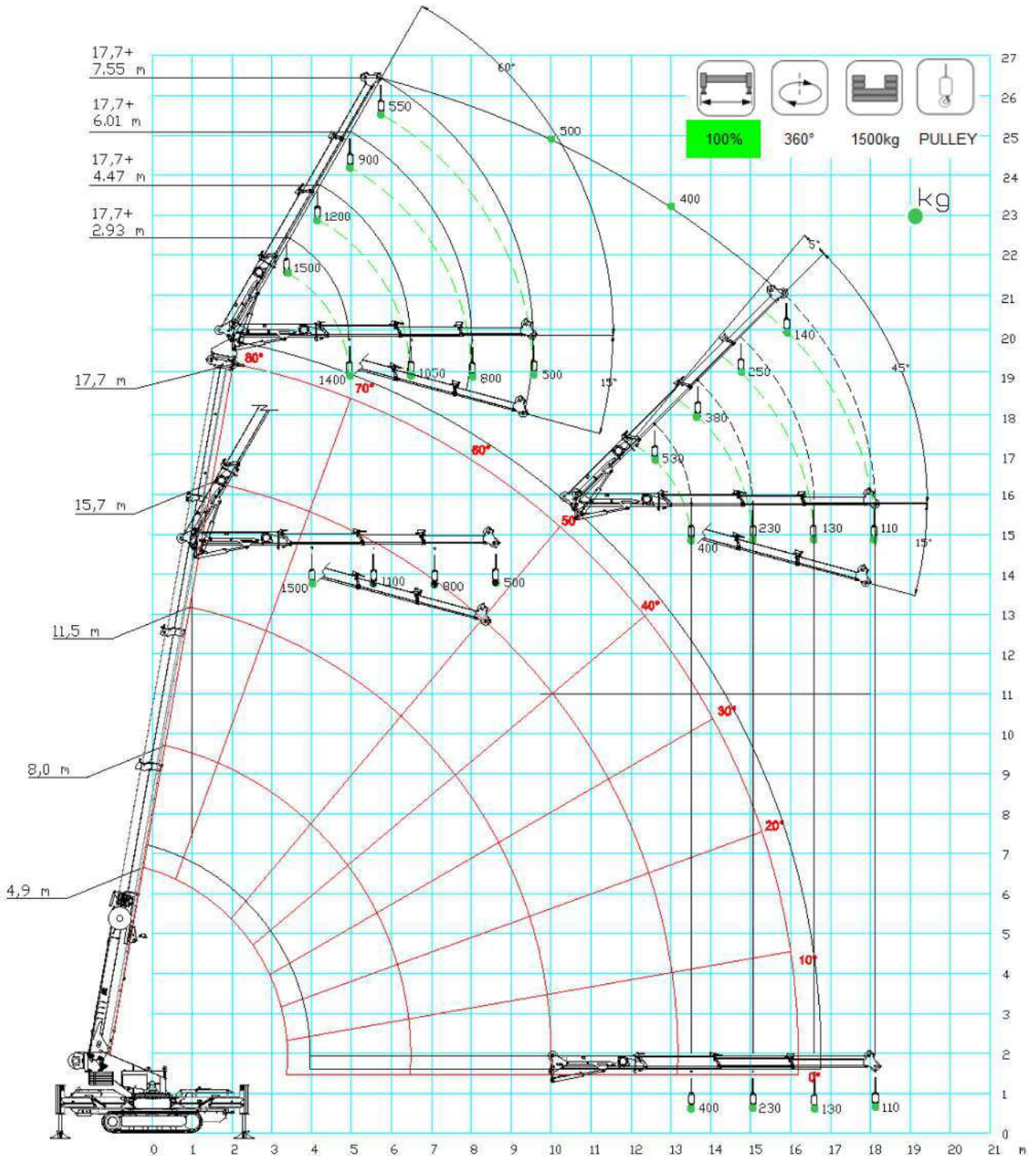
# SPX1275CDH + JIB1500.3HL


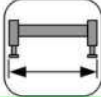
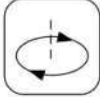


## HOOK MODE






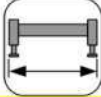
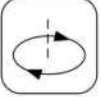


# PULLEY MODE



[m] [kg]				
 JIB1500.3HL	100%	360°	1500kg	
	2,9	4,5	6,0	7,6
2,0	1500			
3,0	1500	1200	950	650
4,0	1500	1200	950	650
5,0	1400	1150	900	600
6,0	1300	1050	850	550
7,0	1200	1100	800	500
8,0	1100	1000	800	500
9,0	1000	900	800	500
10,0	900	800	700	500
11,0	800	700	600	500
12,0	600	580	550	500
13,0	460	440	420	400
14,0	330	320	310	300
15,0	230	230	230	230
16,0	140	140	140	140
17,0			120	120
18,0				110

SPX1275.04.02.220.107.15.A

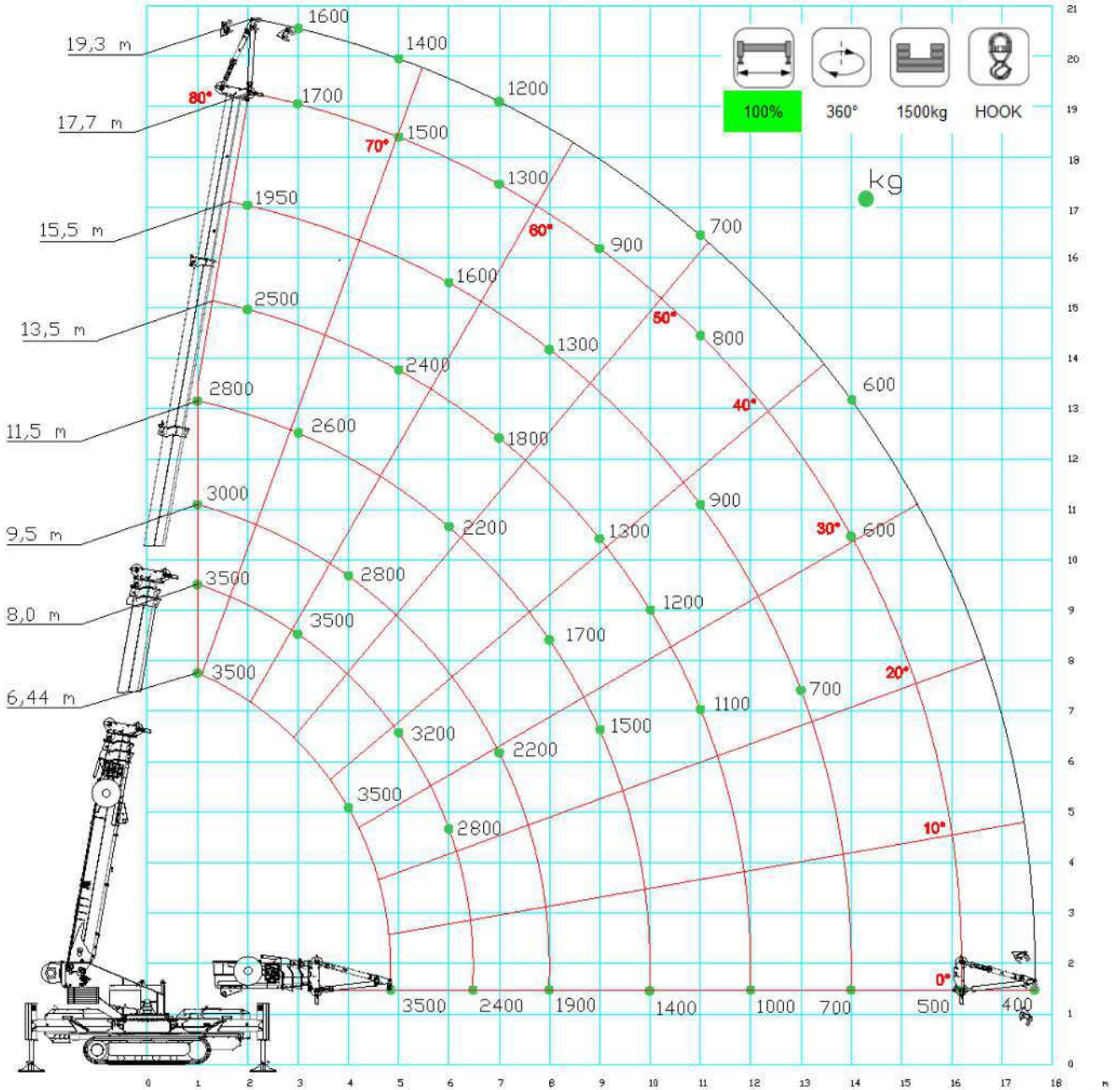



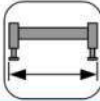
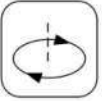
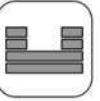

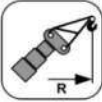
[m] [kg]				
	JIB1500.3HL	50%	360°	1500kg
	2,9	4,5	6,0	7,6
2,0	1500			
3,0	1500	1000	800	500
4,0	1400	1000	800	500
5,0	1300	1000	800	500
6,0	1000	1000	800	500
7,0	800	700	600	500
8,0	600	550	500	450
9,0	400	400	400	400
10,0	250	250	250	250
11,0	120	120	120	120

SP X1275.04.01220.107.15.A


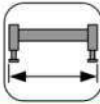
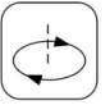
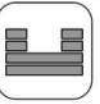

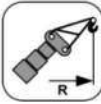
# JIB3500G

## HOOK MODE


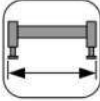
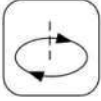
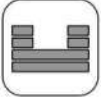

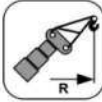


[m] [kg]								
	JIB3500G	100%	360°	1500kg	HOOK			
	6,4	8,0	9,5	11,5	13,5	15,5	17,7	19,3
1,0	3500	3500	3000	2800				
2,0	3500	3500	2900	2600	2300	1950	1800	1600
3,0	3500	3500	2900	2600	2450	1900	1700	1600
4,0	3500	3400	2800	2500	2450	1800	1600	1500
5,0		3200	2600	2350	2400	1700	1500	1400
6,0		2800	2400	2200	2000	1600	1400	1300
7,0			2200	2100	1800	1450	1300	1200
8,0			1900	1700	1500	1300	1100	1000
9,0				1500	1300	1100	900	800
10,0				1400	1200	1000	800	750
11,0					1100	900	800	700
12,0					1000	800	700	650
13,0						700	650	650
14,0						700	600	600
15,0							600	550
16,0							500	450
17,0								430
17,7								400

SPX1275.04.02.320.2.06.15.A







[m] [kg]								
	JIB3500G	100%	360°	0kg	HOOK			
	6,4	8,0	9,5	11,5	13,5	15,5	17,7	19,3
1,0	3500	3500	3000	2800				
2,0	3500	3500	2900	2500	2000	1500	1400	1300
3,0	3200	3000	2800	2300	1800	1400	1300	1200
4,0	2500	2300	2000	1800	1600	1500	1200	1100
5,0		2200	1800	1600	1400	1300	1100	1000
6,0		2000	1600	1400	1200	1100	1000	900
7,0			1500	1300	1100	1000	900	800
8,0			1300	1100	1000	900	800	700
9,0				1000	900	800	700	600
10,0				900	800	700	600	550
11,0					700	650	600	500
12,0					600	550	500	450
13,0						500	450	400
14,0						500	400	350
15,0							350	300
16,0							260	240
17,0								220
17,7								200

SPX1275.00.02.320.2.06.15.A

[m] [kg]								
	JIB3500G	50%	360°	1500kg	HOOK			
	6,4	8,0	9,5	11,5	13,5	15,5	17,7	19,3
1,0	3500	3500	3000	2800				
2,0	3200	3200	2900	2600	2300	1200	1100	1000
3,0	1800	1600	1500	1400	1200	1100	950	900
4,0	1700	1600	1400	1250	1000	900	850	800
5,0		1600	1300	1200	950	850	800	750
6,0		1500	1300	1100	900	800	750	700
7,0			1200	1000	850	750	700	650
8,0			1000	800	750	600	550	500
9,0				700	600	520	460	400
10,0				600	580	500	440	380
11,0					560	450	420	360
12,0					550	450	400	350
13,0						400	350	330
14,0						330	320	300
15,0							300	230
16,0							250	220
17,0								210
17,7								200

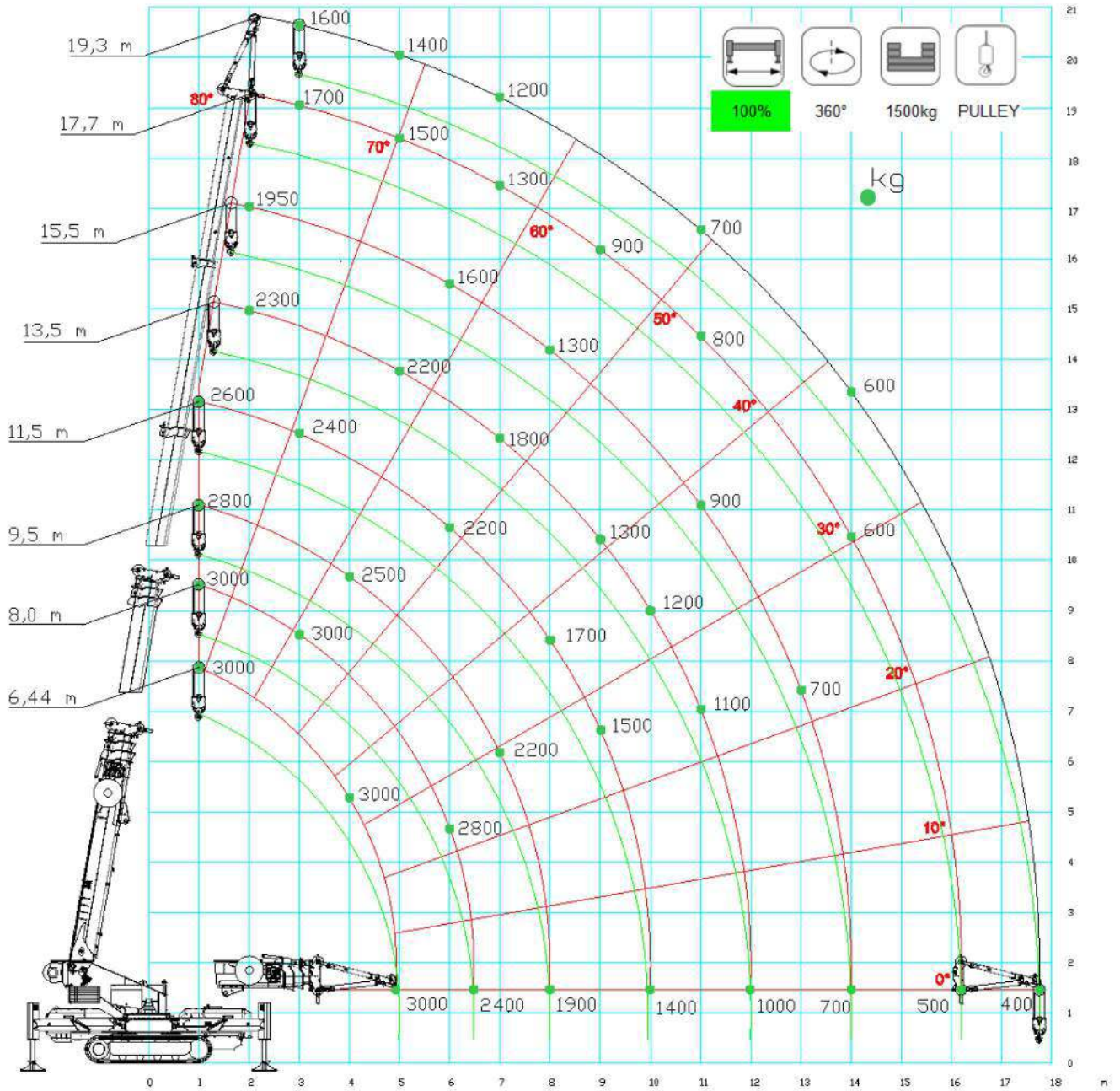
SP X1275.04.01.320.2.06.15.A


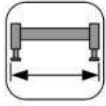
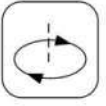
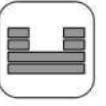
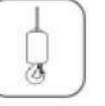



[m] [kg]					
	JIB3500G	50%	360°	0kg	HOOK
	6,4	8,0	9,5	11,5	13,5
1,0	3500	3500	3000	2800	
2,0	3200	3200	2900	2400	1800
3,0	1800	1700	1600	1500	1400
4,0	1700	1600	1400	1200	1100
5,0		1400	1300	1200	1000
6,0		1100	1000	900	800
7,0			800	700	600
8,0			700	600	500
9,0				500	400
10,0				350	300
11,0					250
12,0					200


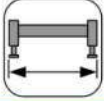
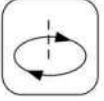



SP X1275.00.01320.2.06.15.A

# PULLEY MODE


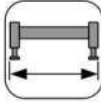
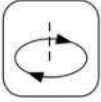


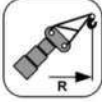


[m] [kg]								
	JIB3500G	100%	360°	1500kg	PULLEY			
	6,4	8,0	9,5	11,5	13,5	15,5	17,7	19,3
1,0	3000	3000	2800	2600				
2,0	3000	3000	2700	2500	2300	1950		
3,0	3000	3000	2600	2400	2250	1900	1700	1600
4,0	3000	2800	2500	2350	2250	1850	1650	1550
5,0	3000	2700	2400	2300	2200	1700	1500	1400
6,0		2800	2300	2200	1900	1600	1400	1350
7,0			2200	1900	1800	1500	1300	1200
8,0			1900	1700	1500	1300	1100	1000
9,0				1500	1300	1100	900	800
10,0				1400	1200	1000	800	750
11,0					1100	900	800	700
12,0					1000	800	700	650
13,0						700	650	650
14,0						700	600	600
15,0							600	550
16,0							500	450
17,0								430
17,7								400

SPX1275.04.02.320.106.15.A


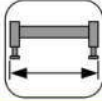
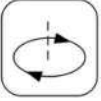



[m] [kg]								
	JIB3500G	100%	360°	0kg	PULLEY			
	6,4	8,0	9,5	11,5	13,5	15,5	17,7	19,3
1,0	3000	3000	3000	2800				
2,0	3000	3000	2900	2500	2000	1500	1400	1300
3,0	3000	3000	2800	2300	1800	1400	1300	1200
4,0	2500	2300	2000	1800	1600	1500	1200	1100
5,0		2200	1800	1600	1400	1300	1100	1000
6,0		2000	1600	1400	1200	1100	1000	900
7,0			1500	1300	1100	1000	900	800
8,0			1300	1100	1000	900	800	700
9,0				1000	900	800	700	600
10,0				900	800	700	600	550
11,0					700	650	600	500
12,0					600	550	500	450
13,0						500	450	400
14,0						500	400	350
15,0							350	300
16,0							260	240
17,0								220
17,7								200

SPX1275.00.02.320.106.15.A

[m] [kg]								
	JIB3500G	50%	360°	1500kg	PULLEY			
	6,4	8,0	9,5	11,5	13,5	15,5	17,7	19,3
1,0	3000	3000	3000	2800				
2,0	3000	3000	2900	2600	2300	1200	1100	1000
3,0	1800	1600	1500	1400	1200	1100	950	900
4,0	1700	1600	1400	1250	1000	900	850	800
5,0		1600	1300	1200	950	850	800	750
6,0		1500	1300	1100	900	800	750	700
7,0			1200	1000	850	750	700	650
8,0			1000	800	750	600	550	500
9,0				700	600	520	460	400
10,0				600	580	500	440	380
11,0					560	450	420	360
12,0					550	450	400	350
13,0						400	350	330
14,0						330	320	300
15,0							300	230
16,0							250	220
17,0								210
17,7								200

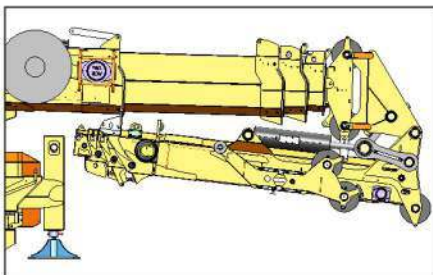
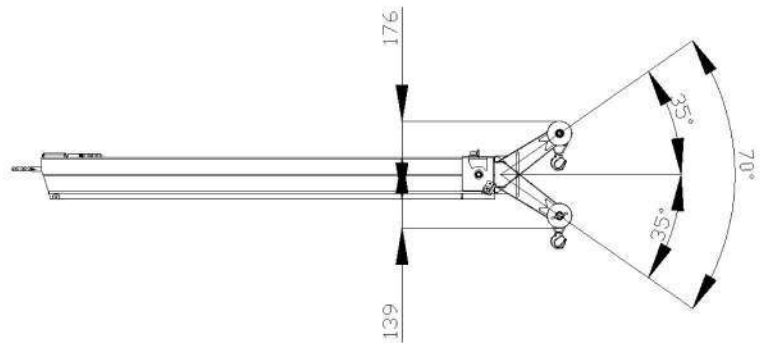

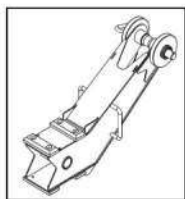
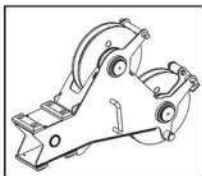
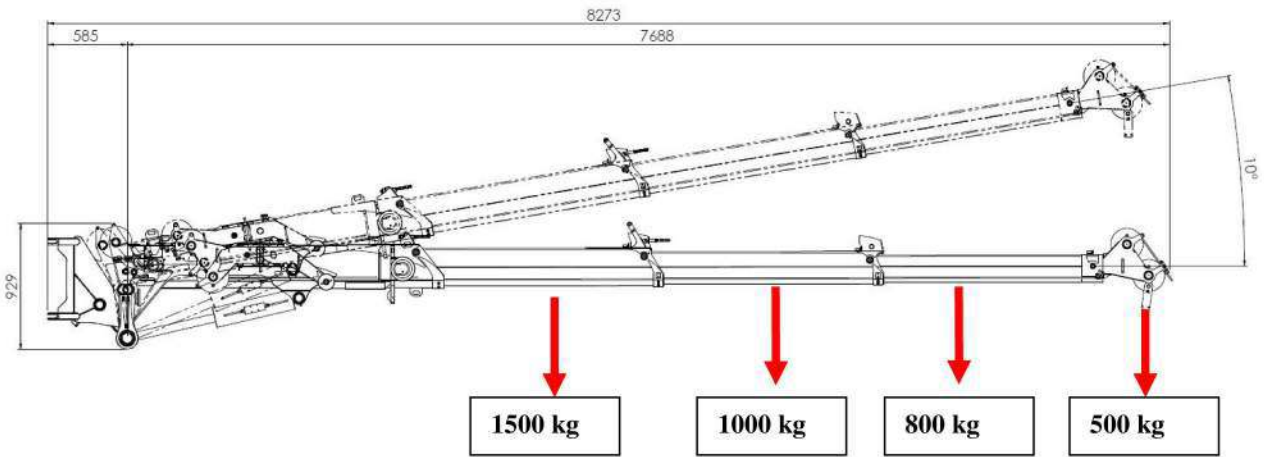
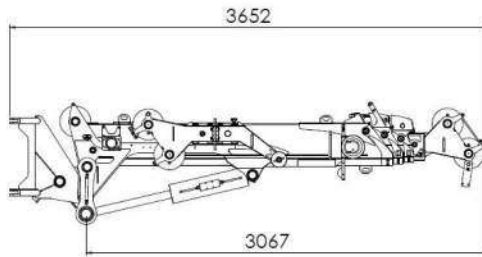
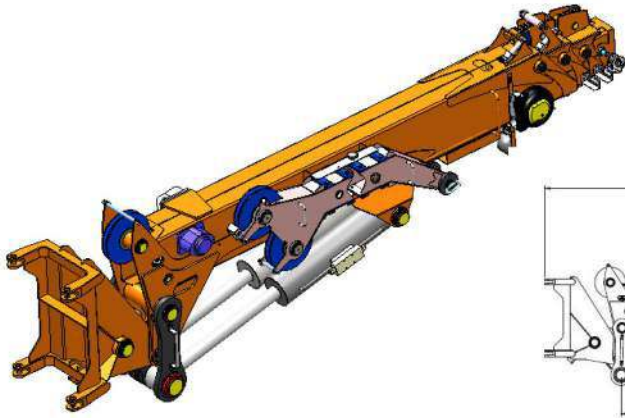
SPX1275.04.01.320.106.15.A



[m] [kg]					
	JIB3500G	50%	360°	0kg	PULLEY
	6,4	8,0	9,5	11,5	13,5
1,0	3000	3000	3000	2800	
2,0	3000	3000	2900	2400	1800
3,0	1800	1700	1600	1500	1400
4,0	1700	1600	1400	1200	1100
5,0		1400	1300	1200	1000
6,0		1100	1000	900	800
7,0			800	700	600
8,0			700	600	500
9,0				500	400
10,0				350	300
11,0					250
12,0					200

SPX1275.00.01320.106.15.A

# JIB1500.3HL



**Fast out of service position**

	kg
	480

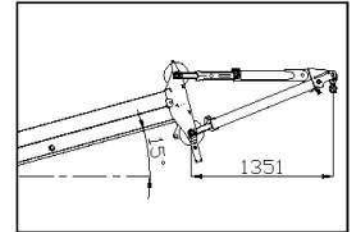
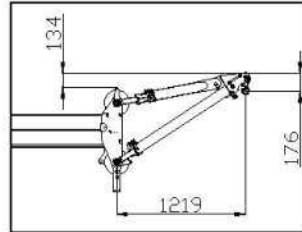
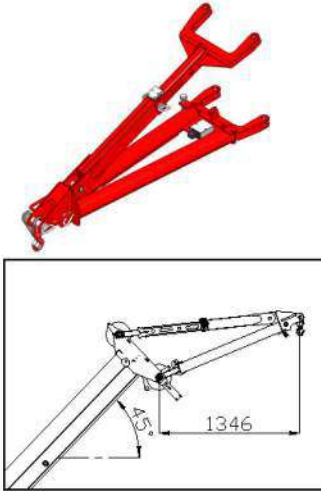
# JIB3500G

## HOOK (3,5Ton)

Up position

Middle position

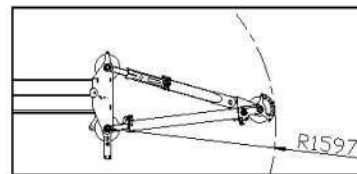
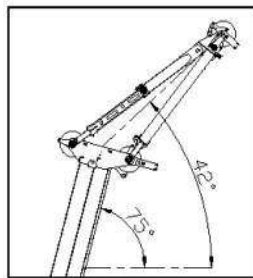
Down position



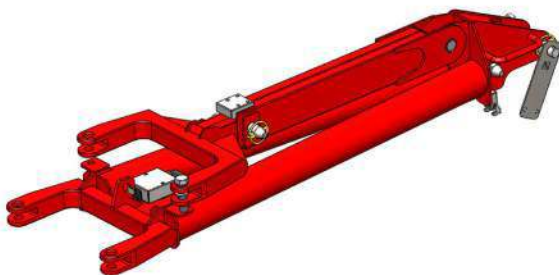
## PULLEY (3,0Ton)


Down position

Middle position



## OUT SERVICE CONFIGURATION



	kg
	70





**Multifunctioneel.** De hydraulische lier is standaard op alle Jekko Compactkranen. Bij het werken met vaste haak is de lier automatisch uitgeschakeld. De lier is zowel inzetbaar op de hoofdmast als op de Fly-Jib.



**Meer bereik.** De hydraulische Fly-Jib maakt het mogelijk om de last onder alle omstandigheden te positioneren. De Fly-Jib is hydraulisch uitschuifbaar tot een lengte van 8,85 meter. Ook het negatief werken t.o.v. de hoofdmast geeft de Compactkranen meer mogelijkheden en werkbereik.



**Optisch & Akoestisch.** Indien de Compactkraan is geactiveerd is dit zichtbaar door het branden van de groene lamp op de lampentoren. Bij 90% belasting wordt de oranje lamp en een akoestisch signaal geactiveerd. Bij 100% belasting wordt zowel de rode lamp als akoestisch signaal geactiveerd.



**Service & Onderhoud.** De motoren van de Jekko Compactkranen zijn voor alle machines zeer goed bereikbaar.



**Veiligheid.** Alle Jekko Compactkranen zijn uitgerust met een last-moment-begrenzer. De hijscapaciteit wordt hiermee per stempelpool berekend en gecontroleerd. De VisualWag maakt het mogelijk om de kraan te begrenzen in hoogte en reikwijdte voor bijvoorbeeld het werken langs het spoor.



**Continu.** De Jekko Compactkranen zijn standaard uitgerust met een 360° continue draaikrans. Dit houdt in dat het roteren oneindig is en hiermee de productiviteit en flexibiliteit wordt verhoogd.



HOCAP  
Lange Hofstedestraat 7  
4116 EX Buren (Gld.)

T 088 - 4000 700  
W [www.hocap.nl](http://www.hocap.nl)  
E [info@hocap.nl](mailto:info@hocap.nl)

Meer informatie?  [www.hocap.nl](http://www.hocap.nl) of bel 088 - 4000 700

Complete hijsstabellen  
te downloaden!