

# MANISCOPIC

**MT 1440**  
SLT & SLT ULTRA




- Maximum lifting height : 13.60 m
- Capacity : 4000 kg
- Maximum forward reach : 9.80 m
- Torque convertor
- Hydraulic stabilizers
- Frame levelling


 **MANITOU**


# MT 1440 SLT/SLT ULTRA


 **Lifting capacity** .....4000 kg  
at 500 mm from forks heels.  
Tipping load at maximum reach .....1460 kg  
Tear out force with bucket  
to ISO 8313.....7400 daN


 **Lifting height** : .....13.60 m  
**Times** : unladen / loaded (in s)  
Lifting .....11.9/12.4  
Lowering .....8.2/7.7  
Simultaneous extension 1st and 2nd booms ...17.4/15  
Simultaneous retraction 1st and 2nd booms ...15/14.5  
Time unladen (in s)  
Crowd .....4.8  
Dump .....3.9


 **Tyres**  
15.5/80-24


 **Forks** (mm)  
Length.....1200  
Width x thickness.....125 X 50  
Maximum distance between forks.....1040  
Carriage rotation.....124°


 **Multidisc brakes - hydraulically assisted on both axes**

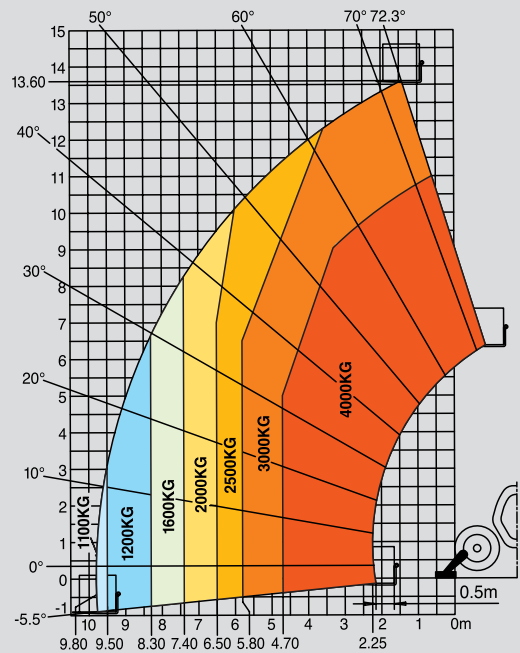
 **PERKINS Engine**  
Type.....1104C.44 Turbo  
Capacity .....4 cylindres - 4400 cm<sup>3</sup>  
Power (ISO/TR 14396) : .....100 HP/74.5 kw  
at 2200 rpm  
Maximum torque .....412 Nm at 1400 rpm  
Direct Injection  
Water Cooling

 **Transmission** .....Torque convertor  
Electro-hydraulic reversing shift  
4 speeds forward and reverse  
Maximum travel speed.....25 km/h

 **Hydraulics**  
Lifting/tilting pump  
gear type.....260 bars/163 l/mn  
Flow divider with priority to steering and brakes

 **Capacities**  
Cooling system .....18.5 l.  
Engine oil .....11 l.  
Hydraulic oil .....126 l.  
Transmission oil .....15.1 l.  
Fuel tank .....135 l.

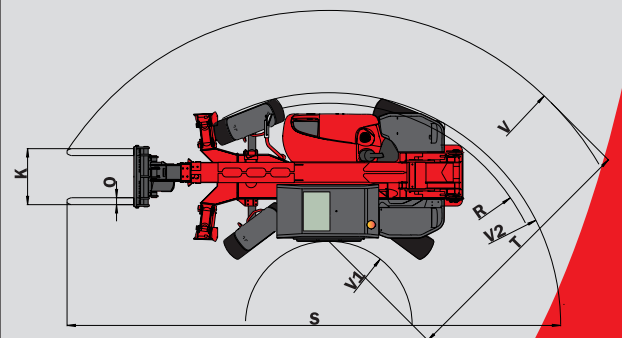
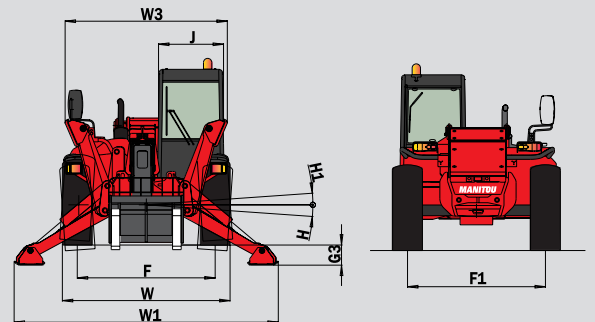
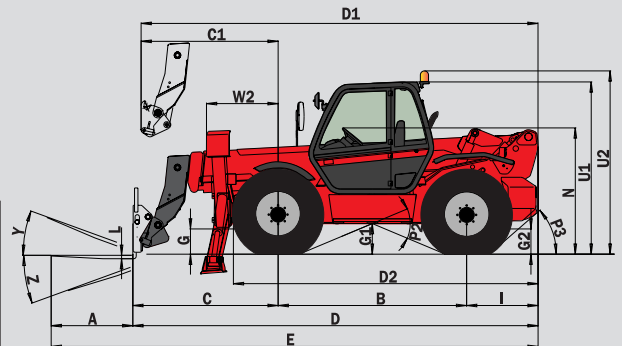
 **Weight unladen** (with forks) .....11070 kg  
**Overall width** .....2.40 m  
**Overall height** .....2.60 m  
**Turning radius** (outside wheels) .....4.16 m  
**Overall length** .....6.09 m  
**Ground clearance** .....0.48 m  
**Drawbar pull** .....10090 daN



Under  
EN 1459  
annexe B

A	1200
B	2770
C	2224
C1	2348
D	6090
D1	6168
D2	4405
E	7290
F	1990
F1	1990
G	480
G1	475
G2	480
G3	290
H	7°
H1	7°
I	1050
J	950
K	1040
L	50
N	1880/1940
O	125
P2	45,5°
P3	50°
R	3950
S	9010
T	4370
U1	2605
U2	2785
V	5840
V1	1470
V2	4157
W	2405
W1	3820
W2	1050
W3	2350
Y	12°
Z	112°

mm



This equipment described in this leaflet may be standard, optional, or unavailable, depending on the versions.  
For more details, contact your MANITOU dealer.



**MANITOU BF SA**  
B.P. 249 - 44158 Ancenis Cedex - France  
Tél. : 33 2 40 09 10 11 / Export Department Fax : 33 2 40 09 10 97  
www.manitou.com

700330EN - Bi 206/Ind. E

